



# Stone Bennett Corporation

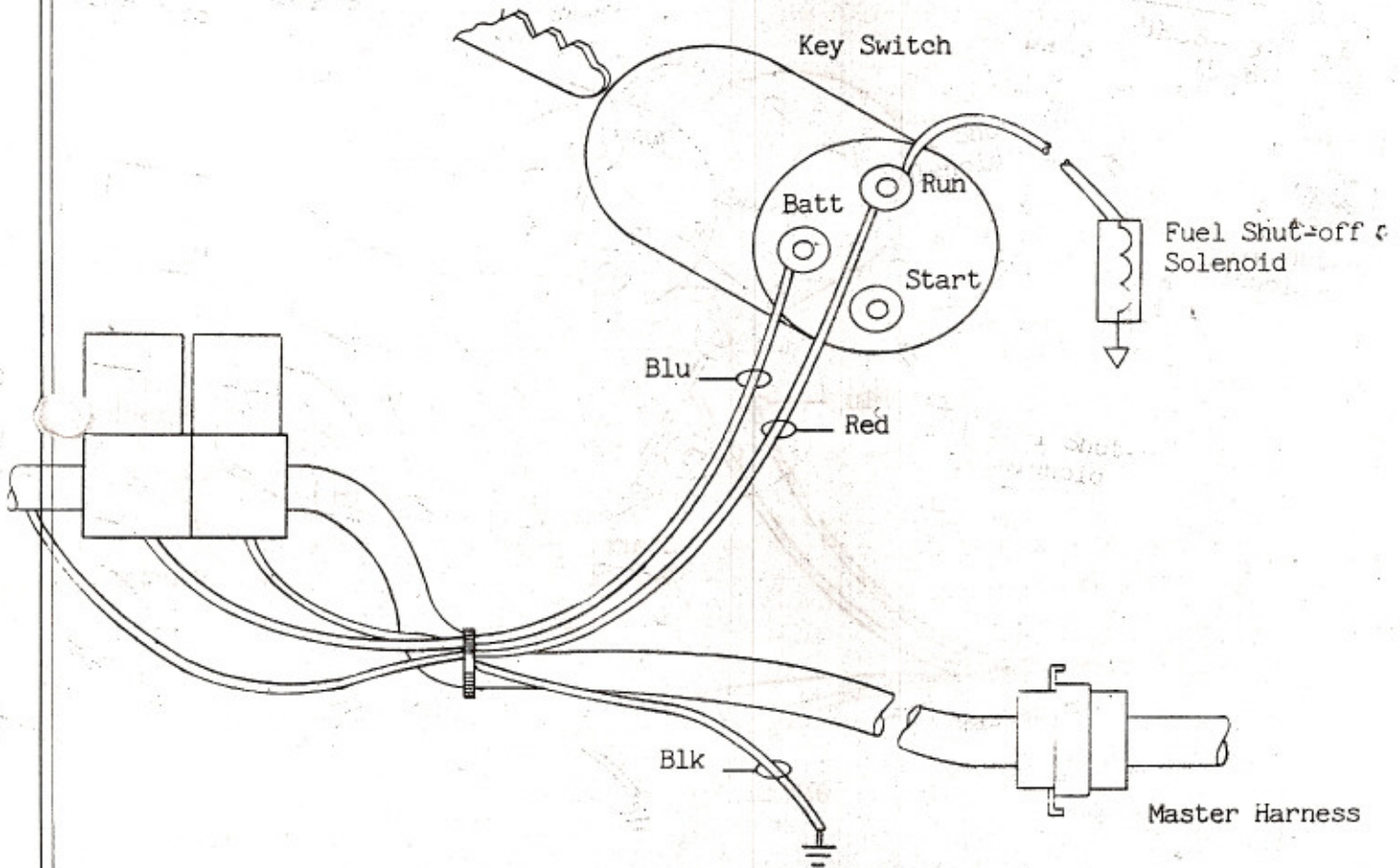
1839 MONETARY LANE  
CARROLLTON, TEXAS 75006  
(214) 446-2046

SERVICE LETTER

Application: Key Switch Start and  
Key Switch Stop

S. L. BESS-694  
Date: 9-15-84

Refer to reverse for Push Button Start and  
Key Switch Stop



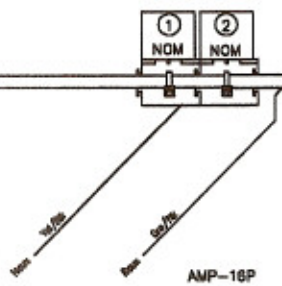
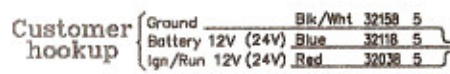
**Note:**

The black wire must be attached to a  
secure electrical ground point.

BESS CONTROL PANEL HOOK UP



74089.01 (V) LED display Harness



- 30285 1 Recept
- 30170 13 Pin
- 30683 1 Tubing



- 30163 1 Plug
- 30171 13 Skt
- 30169 1 Strain



- Black ① 1 st
- Brown ② 2 nd
- Red ③ 3 rd
- Orange ④ 4 th
- White ⑤ Drive
- Yellow ⑥ Neutral
- Yel/Blk ⑦ Reverse
- Green ⑧
- Grn/Blk ⑨ Downshift
- Blue ⑩ Upshift
- Purple ⑪ 8 th
- Tan ⑫ ShiftPwr
- Red/Wht ⑬ OS to N
- Prp/Cry ⑭ SysPwr
- Orn/Wht ⑮ OS to F
- Blu/Cry ⑯ Ground
- Blk/Wht ⑰ Ground
- Blk/Wht ⑱ Ground

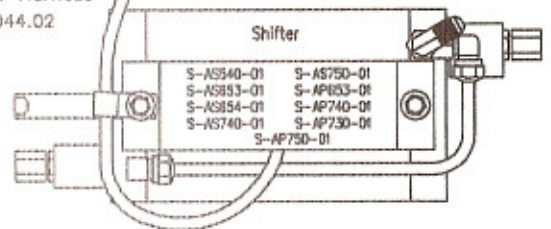
- 30285 1 Recept
- 30170 16 Pin



- 30163 1 Plug
- 30171 16 Skt

Master Harness AMP to AMP  
74046.xx xx = Length in feet

Shifter Harness  
75044.02



Notes :

- 1 : All connector hole pattern views are from the rear (Harness side).
- 2 : System is for 12V or 24V
- 3 : (V) Designate part for 24V

<p><b>Stone Bennett Corporation</b> 1835 Monterey Lane (814)448-8048 Carrollton, Texas 75006</p>	Sheet 1 of 1	Date : 6-2-88
	Rev. -	
System spec w/ NOM AMP & LA2-12/24	12-xxxP-0	File No. 12890